



















Dimension	Einsatz	Achs- position	Betriebskennung	Profil	Artikel- nummer	EAN	M+S	3PMSF	POR					Bemerkungen	Förderfähigkeit in % (nach Richtlinie 1.3)	Förderfähigkeit in % (nach Richtlinie 1.9)
7.50 R 15	Regional	T	135/133G (134/132K)	HTR+	04920580000	4019238037029	X	X		D	C	71	A	TT	100%	30%
8.25 R 15	Regional	T	143/141G (141/140K)	HTR+	04920620000	4019238042955	X	X		D	C	71	A	TT	100%	30%
205/70 R 15	Regional	T	124/122K	HTR	04140650000	4019238199147				D	C	70	A	TT		30%
7.00 R 16	Regional	VA	117/116L	Conti Hybrid LS3	04121760000	4019238061451	X	X		D	C	70	A	TT		30%
7.50 R 16	Off Road	VA	116/114N	HSO+ SAND	04960190000	4019238997668	X		X					TT, HL		
7.50 R 16	Regional	VA	121/120L	LSR+	04121780000	4019238069280	X	X		D	C	65	A	TT		30%
9.5 R 17.5	On- & Off-Road	VA	129/127L (131/128K)	LSC	04150080000	4019238061567	X	X		D	C	71	A			30%
9.5 R 17.5	Regional	AA	129/127L	LDR1	04221660000	4019238049541	X	X		E	C	74	B			0%
9.5 R 17.5	Regional	VA	129/127L	LSR1	04121700000	4019238042931				D	C	70	A			30%
10 R 17.5	Regional	AA	134/132L	LDR1	04220740000	4019238012613	X	X		D	C	74	B			0%
205/75 R 17.5	Regional	AA	124/122M	Conti Hybrid LD3	04221620000	4019238041262	X	X		D	C	74	B			0%
205/75 R 17.5	Regional	VA	124/122M	Conti Hybrid LS3	04121900000	4019238301021	X	X		C	C	71	A			60%
215/75 R 17.5	Regional	AA	126/124M	Conti Hybrid LD3	04221590000	4019238041293	X	X		D	C	74	B			0%
215/75 R 17.5	Regional	T	135/133K	HTR2+	04920920000	4019238071832	X	X		C	C	71	A		100%	60%
215/75 R 17.5	Regional	VA	126/124M	Conti Hybrid LS3	04121890000	4019238287189	X	X		D	C	71	A			30%
215/75 R 17.5	Winter	AA	126/124M	Conti Scandinavia LD3	04230000000	4019238540192	X	X		D	C	75	B			0%
215/75 R 17.5	Winter	AA	135/133K	Conti Scandinavia LD3+	04230040000	4019238401103	X	X		D	C	76	B	In Vorbereitung		0%
215/75 R 17.5	Winter	T	135/133K	Conti Scandinavia HT3	04920050000	4019238540178	X	X		D	C	72	B		100%	0%
215/75 R 17.5	Winter	VA	126/124M	Conti Scandinavia LS3	04130030000	4019238540338	X	X		D	C	73	B			0%
225/75 R 17.5	Regional	AA	129/127M	Conti Hybrid LD3	04221580000	4019238041309	X	X		D	C	76	B			0%
225/75 R 17.5	Regional	AA	129/127M	iT Conti Hybrid LD3	04650290000	4019238306958	X	X		D	C	76	B	inkl. Sensor		0%
225/75 R 17.5	Regional	VA	129/127M	Conti Hybrid LS3	04121940000	4019238120011	X	X		C	C	71	A			60%
225/75 R 17.5	Regional	VA	129/127M	iT Conti Hybrid LS3	04650280000	4019238306972	X	X		C	C	71	A	inkl. Sensor		60%
235/75 R 17.5	Regional	AA	132/130M	Conti Hybrid LD3	04221640000	4019238041248	X	X		D	C	76	B			0%
235/75 R 17.5	Regional	T	143/141K (144/144F)	HTR2+	04920930000	4019238071849	X	X		C	C	71	A		100%	60%
235/75 R 17.5	Regional	T	143/141K (144/144F)	iT HTR2+	04650270000	4019238307016	X	X		C	C	71	A	inkl. Sensor	100%	60%
235/75 R 17.5	Regional	VA	132/130M	Conti Hybrid LS3	04121920000	4019238120028	X	X		C	C	71	A			60%
235/75 R 17.5	Winter	AA	132/130M	Conti Scandinavia LD3	04230010000	4019238540383	X	X		D	C	75	B			0%
235/75 R 17.5	Winter	T	143/141K (144/144F)	Conti Scandinavia HT3	05330020000	4019238540307	X	X		D	C	72	B		100%	0%
235/75 R 17.5	Winter	VA	132/130M	Conti Scandinavia LS3	04130020000	4019238540321	X	X		C	C	73	B			30%
245/70 R 17.5	Regional	AA	136/134M	Conti Hybrid LD3	04221610000	4019238041279	X	X		D	C	76	B			0%
245/70 R 17.5	Regional	T	143/141L (146/146F)	HTR2+	04920940000	4019238071856	X	X		C	C	71	A		100%	60%
245/70 R 17.5	Regional	T	143/141L (146/146F)	iT HTR2+	04650250000	4019238287295	X	X		C	C	71	A	inkl. Sensor	100%	60%
245/70 R 17.5	Regional	VA	136/134M	Conti Hybrid LS3	04121910000	4019238301038	X	X		C	C	71	A			60%
245/70 R 17.5	Winter	T	143/141L (146/146F)	Conti Scandinavia HT3	05330030000	4019238540345	X	X		D	C	72	B		100%	0%
265/70 R 17.5	Off Road	VA	139/136M	LCS	04960160000	4019238061604	X			D	C	74	A			30%
265/70 R 17.5	Off Road	VA	139/136M	LCS	04960180000	4019238328172	X	X						In Vorbereitung		
265/70 R 17.5	Regional	AA	139/136M	Conti Hybrid LD3	04221630000	4019238041255	X	X		D	C	76	B			0%
265/70 R 17.5	Regional	AA	139/136M	iT Conti Hybrid LD3	04650180000	4019238052633	X	X		D	C	76	B	inkl. Sensor		0%
265/70 R 17.5	Regional	VA	139/136M	Conti Hybrid LS3	04121930000	4019238130034	X	X		C	C	71	A			60%
205/65 R 17.5	Regional	T	132/130J (133/133G)	HTR2+	04920910000	4019238071825	X	X		D	C	70	A		100%	30%
205/65 R 17.5	Regional	T	132/130J (133/133G)	iT HTR2+	04650260000	4019238307023	X	X		D	C	70	A	inkl. Sensor	100%	30%
10 R 17.5	Regional	VA	134/132L	LSR1	04121950000	4019238100006				D	C	70	A			30%
225/70 R 19.5	Regional	AA	128/126N	Conti Hybrid HD3	05225840000	4019238097108	X	X		E	B	74	B	Auslauf		0%





Dimension	Einsatz	Achs- position	Betriebskennung	Profil	Artikel- nummer	EAN	M+S	3PMSF	POR				Bemerkungen	Förderfähigkeit in % (nach Richtlinie 1.3)	Förderfähigkeit in % (nach Richtlinie 1.9)	
225/70 R 19.5	Regional	VA	128/126N	Conti Hybrid HS3	05128440000	4019238097092	X	X		D	B	68	A		30%	
245/70 R 19.5	Regional	AA	136/134M	Conti Hybrid HD3	05220900000	4019238560107	X	X		D	C	74	B		0%	
245/70 R 19.5	Regional	AA	136/134M	Conti Hybrid HD3	05226390000	4019238332643	X	X						In Vorbereitung		
245/70 R 19.5	Regional	AA	136/134M	iT Conti Hybrid HD3	05653130000	4019238052510	X	X		D	C	74	B	inkl. Sensor	0%	
245/70 R 19.5	Regional	T	141/140K	Conti Hybrid HT3 +	05322800000	4019238071245	X	X		C	C	73	B		100%	30%
245/70 R 19.5	Regional	VA	136/134M	Conti Hybrid HS3	05128660000	4019238130126	X	X		C	C	69	A			60%
245/70 R 19.5	Regional	VA	136/134M	iT Conti Hybrid HS3	05655400000	4019238991895	X	X		C	C	69	A	inkl. Sensor		60%
245/70 R 19.5	Urban	AL	136/134M	Conti Urban HA3	05140890000	4019238021097	X	X		C	C	70	A		100%	60%
245/70 R 19.5	Urban	AL	136/134M	iT Conti Urban HA3	05651500000	4019238021325	X	X		C	C	70	A	inkl. Sensor	100%	60%
265/70 R 19.5	Regional	AA	140/138M	Conti Hybrid HD3	05225540000	4019238090819	X	X		D	C	76	B	Auslauf		0%
265/70 R 19.5	Regional	AA	140/138M	Conti Hybrid HD3+	05128930000	4019238401325	X	X		D	C	76	B			0%
265/70 R 19.5	Regional	T	143/141K	Conti Hybrid HT3 +	05322780000	4019238071269	X	X		C	C	73	B	Auslauf	100%	30%
265/70 R 19.5	Regional	T	143/141K	Conti Hybrid HT3 +	05323150000	4019238328424	X	X		C	C	73	B		100%	30%
265/70 R 19.5	Regional	T	143/141K	iT Conti Hybrid HT3 +	05656020000	4019238307009	X	X		C	C	73	B	inkl. Sensor	100%	30%
265/70 R 19.5	Regional	T	143/141K	iT Conti Hybrid HT3 +	05656500000	4019238337471	X	X		C	C	73	B	inkl. Sensor, In Vorbereitung	100%	30%
265/70 R 19.5	Regional	VA	140/138M	Conti Hybrid HS3 +	05128920000	4019238401318	X	X		C	C	70	A			60%
265/70 R 19.5	Regional	VA	140/138M	iT Conti Hybrid HS3 +	05655810000	4019238300307	X	X		C	C	70	A	inkl. Sensor		60%
265/70 R 19.5	Urban	AL	140/138M	Conti Urban HA3	05140900000	4019238016420	X	X		C	C	70	A		100%	60%
265/70 R 19.5	Urban	AL	140/138M	iT Conti Urban HA3	05651510000	4019238021318	X	X		C	C	70	A	inkl. Sensor	100%	60%
265/70 R 19.5	Winter	AA	140/138M	Conti Scandinavia HD3	05130160000	4019238540826	X	X		D	C	75	B			0%
265/70 R 19.5	Winter	T	143/141K	Conti Scandinavia HT3	05321560000	4019238013986	X	X		D	C	72	B		100%	0%
265/70 R 19.5	Winter	T	143/141K	iT Conti Scandinavia HT3	05655830000	4019238304985	X	X						inkl. Sensor, In Vorbereitung	100%	
265/70 R 19.5	Winter	VA	140/138M	Conti Scandinavia HS3	05130210000	4019238560060	X	X		C	C	73	B			30%
285/70 R 19.5	Regional	AA	146/144M	Conti Hybrid HD3	05220880000	4019238560046	X	X		C	C	74	B			30%
285/70 R 19.5	Regional	AA	146/144M	Conti Hybrid HD3	05226380000	4019238332667	X	X						In Vorbereitung		
285/70 R 19.5	Regional	T	150/148K	Conti Hybrid HT3 +	05322790000	4019238071252	X	X		C	C	73	B		100%	30%
285/70 R 19.5	Regional	VA	146/144M	Conti Hybrid HS3	05128630000	4019238130164	X	X		C	C	69	A			60%
285/70 R 19.5	Regional	VA	146/144M	iT Conti Hybrid HS3	05656370000	4019238328721	X	X		C	C	69	A	inkl. Sensor		60%
285/70 R 19.5	Winter	AA	146/144M	Conti Scandinavia HD3	05230580000	4019238043440	X	X		D	C	75	B			0%
285/70 R 19.5	Winter	T	150/148K	Conti Scandinavia HT3	05320410000	4019238560015	X	X		C	C	72	B		100%	30%
285/70 R 19.5	Winter	VA	146/144M	Conti Scandinavia HS3	05130460000	4019238043433	X	X		D	C	72	B			0%
305/70 R 19.5	Regional	AA	148/145M	Conti Hybrid HD3	05220870000	4019238560008	X	X		C	C	76	B			30%
305/70 R 19.5	Regional	VA	148/145M	Conti Hybrid HS3	05128670000	4019238130119	X	X		C	C	70	A			60%
385/55 R 19.5	Regional	T	156J	Conti Hybrid HT3 +	05322380000	4019238062885	X	X		B	C	70	A		100%	70%
385/55 R 19.5	Regional	T	156J	Conti Hybrid HT 5	05322750000	4019238071115	X	X						In Vorbereitung	100%	
435/50 R 19.5	Regional	T	160J	Conti Hybrid HT3 +	05322770000	4019238071276	X	X		B	C	73	B		100%	40%
435/50 R 19.5	Regional	T	160J	iT Conti Hybrid HT3 +	05656030000	4019238306989	X	X		B	C	73	B	inkl. Sensor	100%	40%
445/45 R 19.5	Regional	T	160J	Conti Hybrid HT3 +	05322760000	4019238071283	X	X		B	C	73	B		100%	40%
445/45 R 19.5	Regional	T	160J	iT Conti Hybrid HT3 +	05655560000	4019238288728	X	X		B	C	73	B	inkl. Sensor	100%	40%
445/45 R 19.5	Winter	T	160J	HTW2 Scandinavia	05330060000	4019238558791	X	X		C	C	73	B		100%	30%
10.00 R 20	Regional	VA	146/143K	HSR	04121100000	4019238031935				D	C	73	B	TT		0%
12.00 R 20	On- & Off-Road	AA	154/150K	HDC	05251500000	4019238000320	X	X		E	C	76	B	TT		0%
12.00 R 20	On- & Off-Road	VA	154/151K	HSC	05155930000	4019238064865	X			D	D	71	B	TT		0%





Dimension	Einsatz	Achs- position	Betriebskennung	Profil	Artikel- nummer	EAN	M+S	3PMSF	POR				Bemerkungen	Förderfähigkeit in % (nach Richtlinie 1.3)	Förderfähigkeit in % (nach Richtlinie 1.9)
14.00 R 20	Off Road	VA	164/160K (166/160G)	HCS	05160580000	4019238055436	X		X						
14.00 R 20	Off Road	VA	168/166K	HCS+	05160790000	4019238611380	X		X				In Vorbereitung		
14.00 R 20	Off Road	VA	160/157K	HSO SAND	05160250000	4019238545081	X		X						
14.00 R 20	Off Road	VA	160/157K	HSO SAND	05160260000	4019238545098	X		X				TT		
16.00 R 20	Off Road	AL	173G	Conti SOT HA3	05160520000	4019238993769	X		X						
365/85 R 20	Off Road	VA	164J	HCS	05160540000	4019238032628	X		X						
395/85 R 20	Off Road	VA	168J (166K)	HCS	05155060000	4019238023008	X		X						
395/85 R 20	Off Road	VA	168K	HCS+	05160800000	4019238611557	X		X				In Vorbereitung		
10 R 22.5	Off Road	AL	140/138K	T 9	05752600000	4019238129267	X		X						
10 R 22.5	Regional	VA	144/142K	HSR	05712630000	4019238327861				D	C	70	A		30%
10 R 22.5	Winter	AL	144/142K	RMS	05230740000	4019238074710	X	X		D	C	74	B	100%	0%
11 R 22.5	On- & Off-Road	VA	148/145K	HSC1	05155580000	4019238036992	X			D	C	73	B		0%
11 R 22.5	Regional	AA	148/145L	HDR	05223310000	4019238011098	X	X		E	C	75	B		0%
11 R 22.5	Regional	VA	148/145L	HSR	05125800000	4019238037005				C	C	70	A		60%
12 R 22.5	On- & Off-Road	AA	152/148K	HDC1	05251450000	4019238000344	X	X		E	C	74	B		0%
12 R 22.5	On- & Off-Road	VA	152/148K	HSC1 ED	05155290000	4019238030662	X	X		D	C	73	B	ED	0%
12 R 22.5	Regional	VA	152/148L (150/148M)	Conti Hybrid HS3	05128570000	4019238098785	X	X		C	C	70	A		60%
13 R 22.5	Off Road	AA	154/150G	HDO	05752530000	4019238157895	X		X						
13 R 22.5	Off Road	VA	149/146J	HSO	05160440000	4019238000368	X		X						
13 R 22.5	On- & Off-Road	AA	156/150K	Conti CrossTrac HD3	05252200000	4019238130188	X	X		E	C	75	B		0%
13 R 22.5	On- & Off-Road	AA	156/150K	Conti CrossTrac HD3 ED	05153310000	4019238669190	X	X		D	B	74	B	ED	0%
13 R 22.5	On- & Off-Road	AA	156/150K	iT Conti CrossTrac HD3	05651570000	4019238022032	X	X		E	B	75	B	inkl. Sensor	0%
13 R 22.5	On- & Off-Road	AA	156/150G (154/150K)	iT HDC1 ED	05655950000	4019238306767	X	X		E	C	74	B	ED, inkl. Sensor	0%
13 R 22.5	On- & Off-Road	VA	156/150K	HSC1 ED	05155950000	4019238072235	X	X		D	C	73	B	ED, Auslauf	0%
13 R 22.5	On- & Off-Road	VA	156/150K	iT HSC1 ED	05655940000	4019238306743	X	X		D	C	73	B	ED, inkl. Sensor	0%
13 R 22.5	On- & Off-Road	VA	156/150K	Conti CrossTrac HS3	05153270000	4019238662450	X	X		D	B	70	A		30%
13 R 22.5	On- & Off-Road	VA	156/150K	iT Conti CrossTrac HS3	05651560000	4019238022018	X	X		D	B	70	A	inkl. Sensor	30%
13 R 22.5	On- & Off-Road	VA	156/150K	Conti CrossTrac HS3 ED	05153320000	4019238669183	X	X		C	B	72	B	ED	30%
13 R 22.5	Regional	VA	154/150L (156/150K)	HSR	05715200000	4019238321654				D	C	70	A		30%
13 R 22.5	Winter	AA	154/150K	HDW	05230480000	4019238011128	X	X		E	C	74	B	Auslauf	0%
295/80 R 22.5	Fernverkehr	AA	154/149M	Conti CoachRegio HD3	05210730000	4019238630664	X	X		C	B	73	A		60%
295/80 R 22.5	Fernverkehr	AA	154/149M	Conti CoachRegio HD3	05212560000	4019238376463	X	X		C	C	73	A	In Vorbereitung	60%
295/80 R 22.5	Fernverkehr	AA	154/149M	iT Conti CoachRegio HD3	05656010000	4019238306934	X	X		C	B	73	A	inkl. Sensor	60%
295/80 R 22.5	Fernverkehr	AA	152/148M	Conti Eco HD 5	05225640000	4019238090499	X	X		B	C	73	A		70%
295/80 R 22.5	Fernverkehr	AA	152/148M	iT Conti Eco HD 5	05656530000	4019238361629	X	X		B	C	73	A	inkl. Sensor	70%
295/80 R 22.5	Fernverkehr	AL	154/149M	Conti CoachRegio HA3	05141140000	4019238034240	X	X		C	B	71	A		100%
295/80 R 22.5	Fernverkehr	AL	154/149M	iT Conti Coach HA3	05655390000	4019238400076	X	X		B	B	70	A	inkl. Sensor	100%
295/80 R 22.5	Fernverkehr	AL	156/149M	iT Conti Coach HA 5	05656270000	4019238328370	X	X		B	B	70	A	inkl. Sensor	100%
295/80 R 22.5	Fernverkehr	AL	156/149M	Conti Coach HA 5	05128580000	4019238099225	X	X		B	B	70	A		100%
295/80 R 22.5	Fernverkehr	VA	154/149M	Conti Eco HS 5	05128270000	4019238090482	X	X		B	B	71	A		70%
295/80 R 22.5	Fernverkehr	VA	154/149M	iT Conti Eco HS 5	05656520000	4019238361612	X	X		B	B	71	A	inkl. Sensor	70%
295/80 R 22.5	On- & Off-Road	AA	152/148K	Conti CrossTrac HD3	05252210000	4019238130171	X	X		D	C	76	B		0%
295/80 R 22.5	On- & Off-Road	VA	154/149K	Conti CrossTrac HS3	05155960000	4019238084580	X	X		C	B	72	B		30%
295/80 R 22.5	Regional	AA	152/148M	HDR2+ ED	05221420000	4019238636390	X	X		E	C	76	B	ED	0%

Dimension	Einsatz	Achs- position	Betriebskennung	Profil	Artikel- nummer	EAN	M+S	3PMSF	POR					Bemerkungen	Förderfähigkeit in % (nach Richtlinie 1.3)	Förderfähigkeit in % (nach Richtlinie 1.9)
295/80 R 22.5	Regional	AA	152/148M	Conti Hybrid HD 5	05225580000	4019238084573	X	X		D	B	76	B			0%
295/80 R 22.5	Regional	AA	152/148M	iT Conti Hybrid HD 5	05655590000	4019238290417	X	X		D	B	76	B	inkl. Sensor		0%
295/80 R 22.5	Regional	VA	154/149M	Conti Hybrid HS 5	05127940000	4019238083781	X	X		C	B	70	A			60%
295/80 R 22.5	Regional	VA	154/149M	iT Conti Hybrid HS 5	05655580000	4019238290400	X	X		C	B	70	A	inkl. Sensor		60%
295/80 R 22.5	Urban	AL	152/148J	iT HSU	05655280000	4019238292527				D	C	70	A	inkl. Sensor		30%
295/80 R 22.5	Winter	AA	154/149M	HDW2 COACH	05230810000	4019238400960	X	X		D	C	76	B			0%
295/80 R 22.5	Winter	AA	154/149M	iT HDW2 COACH	05655880000	4019238305036	X	X		D	C	76	B	inkl. Sensor		0%
295/80 R 22.5	Winter	AA	152/148M	Conti Scandinavia HD3	05230940000	4019238300598	X	X		D	C	76	B			0%
295/80 R 22.5	Winter	VA	154/149M	HSW2+ Coach	05130610000	4019238072624	X	X		C	C	73	B			30%
295/80 R 22.5	Winter	VA	154/149M	iT HSW2+ Coach	05655550000	4019238287929	X	X		C	C	73	B	inkl. Sensor		30%
295/80 R 22.5	Winter	VA	154/149M	Conti Scandinavia HS3	05130570000	4019238067415	X	X		C	B	72	B			30%
315/80 R 22.5	Fernverkehr	AA	156/150L (154/150M)	Conti EfficientPro HD 5	05212280000	4019238401851	X	X						In Vorbereitung		
315/80 R 22.5	Fernverkehr	AA	156/150L (154/150M)	Conti Eco HD 5	05225630000	4019238090413	X	X		B	C	73	A			70%
315/80 R 22.5	Fernverkehr	AA	156/150L (154/150M)	iT Conti Eco HD 5	05656410000	4019238332377	X	X		B	C	73	A	inkl. Sensor		70%
315/80 R 22.5	Fernverkehr	AL	156/150L (154/150M)	Conti Coach HA3	05128690000	4019238130195	X	X		B	B	71	A		100%	70%
315/80 R 22.5	Fernverkehr	AL	156/150L (154/150M)	iT Conti Coach HA3	05656080000	4019238308907	X	X		B	B	71	A	inkl. Sensor	100%	70%
315/80 R 22.5	Fernverkehr	VA	156/150L (154/150M)	Conti Eco HS 5	05128260000	4019238090406	X	X		B	B	71	A			70%
315/80 R 22.5	Fernverkehr	VA	156/150L (154/150M)	iT Conti Eco HS 5	05656440000	4019238332384	X	X		B	B	71	A	inkl. Sensor		70%
315/80 R 22.5	Fernverkehr	VA	158/150L (154/150M)	Conti Eco HS 5	05129250000	4019238298383	X	X		B	B	71	A			70%
315/80 R 22.5	Fernverkehr	VA	158/150L (154/150M)	iT Conti Eco HS 5	05656430000	4019238332391	X	X		B	B	71	A	inkl. Sensor		70%
315/80 R 22.5	Off Road	AA	156/150G	HDO	05757160000	4019238157918	X		X							
315/80 R 22.5	On- & Off-Road	AA	156/150K	HDC1	05251470000	4019238000382	X	X		D	C	74	B			0%
315/80 R 22.5	On- & Off-Road	AA	156/150K	HDC1 ED	05251860000	4019238032574	X	X		D	C	74	B	ED, Auslauf		0%
315/80 R 22.5	On- & Off-Road	AA	156/150K	Conti CrossTrac HD3	05250780000	4019238659962	X	X		D	B	76	B			0%
315/80 R 22.5	On- & Off-Road	AA	156/150K	Conti CrossTrac HD3 ED	05250900000	4019238669152	X	X		D	C	76	B	ED		0%
315/80 R 22.5	On- & Off-Road	AA	156/150K	iT Conti CrossTrac HD3	05651550000	4019238022049	X	X		D	B	76	B	inkl. Sensor		0%
315/80 R 22.5	On- & Off-Road	VA	156/150K	HSC1 ED	05155300000	4019238030754	X	X		D	C	73	B	ED, Auslauf		0%
315/80 R 22.5	On- & Off-Road	VA	156/150K	iT HSC1 ED	05655990000	4019238306910	X	X		D	C	73	B	ED, inkl. Sensor		0%
315/80 R 22.5	On- & Off-Road	VA	156/150K	Conti CrossTrac HS3	05155400000	4019238033250	X	X		C	B	72	B			30%
315/80 R 22.5	On- & Off-Road	VA	156/150K	Conti CrossTrac HS3 ED	05153340000	4019238669145	X	X		D	B	74	B	ED		0%
315/80 R 22.5	On- & Off-Road	VA	156/150K	iT Conti CrossTrac HS3	05654090000	4019238072105	X	X		C	B	72	B	inkl. Sensor		30%
315/80 R 22.5	Regional	AA	156/150L (154/150M)	HDR2+ ED	05221430000	4019238630701	X	X		D	C	76	B	ED		0%
315/80 R 22.5	Regional	AA	156/150L (154/150M)	Conti Hybrid HD 5	05224890000	4019238071191	X	X		C	C	75	B			30%
315/80 R 22.5	Regional	AA	156/150L (154/150M)	iT Conti Hybrid HD 5	05655480000	4019238282573	X	X		C	C	75	B	inkl. Sensor		30%
315/80 R 22.5	Regional	T	156/150K	HTR	05321910000	4019238035520				C	C	72	B			30%
315/80 R 22.5	Regional	VA	158/150L	HSR2	05128300000	4019238094084				C	C	73	B	XL		30%
315/80 R 22.5	Regional	VA	156/150L (154/150M)	HSR2 ED	05120390000	4019238489927				D	C	73	B	ED		0%
315/80 R 22.5	Regional	VA	156/150L (154/150M)	Conti Hybrid HS 5	05127050000	4019238067811	X	X		C	B	71	A			60%
315/80 R 22.5	Regional	VA	156/150L (154/150M)	iT Conti Hybrid HS 5	05655460000	4019238282559	X	X		C	B	71	A	inkl. Sensor		60%
315/80 R 22.5	Winter	AA	156/150L (154/150M)	Conti Scandinavia HD3	05230880000	4019238297171	X	X		D	C	76	B			0%
315/80 R 22.5	Winter	AA	156/150L (154/150M)	iT Conti Scandinavia HD3	05655900000	4019238305111	X	X		D	C	76	B	inkl. Sensor		0%
315/80 R 22.5	Winter	VA	156/150L (154/150M)	HSW2+ Coach	05130620000	4019238072617	X	X		C	C	73	B			30%
315/80 R 22.5	Winter	VA	156/150L (154/150M)	iT HSW2+ Coach	05655890000	4019238305081	X	X		C	C	73	B	inkl. Sensor		30%
315/80 R 22.5	Winter	VA	156/150L (154/150M)	Conti Scandinavia HS3	05130320000	4019238033144	X	X		C	B	72	B			30%

Dimension	Einsatz	Achs- position	Betriebskennung	Profil	Artikel- nummer	EAN	M+S	3PMSF	POR				Bemerkungen	Förderfähigkeit in % (nach Richtlinie 1.3)	Förderfähigkeit in % (nach Richtlinie 1.9)	
315/80 R 22.5	Winter	VA	156/150L (154/150M)	iT Conti Scandinavia HS3	05655870000	4019238305098	X	X		C	B	72	B	inkl. Sensor		30%
255/70 R 22.5	Regional	AA	140/137M (142/140L)	HDR	05223330000	4019238011135	X	X		D	C	75	B			0%
275/70 R 22.5	On- & Off-Road	T	148/145J	HTC	05350480000	4019238045932	X	X		E	C	76	B	Auslauf	100%	0%
275/70 R 22.5	On- & Off-Road	T	148/145J	HTC	05350590000	4019238301915	X	X		D	C	76	B		100%	0%
275/70 R 22.5	Regional	AA	148/145M	Conti Hybrid HD3	05210920000	4019238692402	X	X		D	B	73	A	Auslauf		30%
275/70 R 22.5	Regional	AA	148/145M	Conti Hybrid HD 5	05225620000	4019238090390	X	X		C	B	76	B			30%
275/70 R 22.5	Regional	T	150/148J	Conti Hybrid HT3 +	05323010000	4019238401417	X	X		C	C	71	A		100%	60%
275/70 R 22.5	Regional	VA	150/148M	Conti Hybrid HS 5	05128250000	4019238090383	X	X		C	B	71	A			60%
275/70 R 22.5	Urban	AA	150/145J (152/148E)	Conti Urban Scandinavia HD3	05140640000	4019238669015	X	X		D	C	75	B			0%
275/70 R 22.5	Urban	AA	150/145J (152/148E)	Conti Urban Scandinavia HD3	05230970000	4019238382600	X	X						In Vorbereitung		
275/70 R 22.5	Urban	AA	150/145J (152/148E)	iT Conti Urban Scandinavia HD3	05650220000	4019238816730	X	X		D	C	75	B	inkl. Sensor		0%
275/70 R 22.5	Urban	AL	152/148J	Conti Urban Scandinavia HA3+	05130630000	4019238073188	X	X		D	C	73	B		100%	0%
275/70 R 22.5	Urban	AL	152/148J	iT Conti Urban Scandinavia HA3	05654520000	4019238089806	X	X		D	C	73	B	inkl. Sensor	100%	0%
275/70 R 22.5	Urban	AL	152/148J	iT Conti Urban HA3	05655380000	4019238400083	X	X		D	C	70	A	inkl. Sensor, Auslauf	100%	30%
275/70 R 22.5	Urban	AL	152/148J	Conti Urban HA 5	05141490000	4019238089493	X	X		C	C	71	A		100%	60%
275/70 R 22.5	Urban	AL	152/148J	iT Conti Urban HA 5	05655630000	4019238291674	X	X		C	C	71	A	inkl. Sensor	100%	60%
275/70 R 22.5	Urban	AL	152/150J	Conti Urban HA 5+	05141650000	4019238476545	X	X		B	B	71	A		100%	70%
275/70 R 22.5	Urban	AL	152/150J	Conti Urban HA 5 NXT	05141480000	4019238089509	X	X		B	B	71	A	In Vorbereitung	100%	70%
275/70 R 22.5	Urban	AL	152/150J	iT Conti Urban HA 5 NXT	05656720000	4019238704457	X	X						inkl. Sensor, In Vorbereitung	100%	
275/70 R 22.5	Winter	AA	148/145M	HDW2 Scandinavia	05230310000	4019238630770	X	X		E	C	75	B			0%
305/70 R 22.5	Regional	AA	150/148M	HDR	05223460000	4019238011272	X	X		D	C	75	B			0%
305/70 R 22.5	Regional	VA	152/148L (150/148M)	HSR1	05713070000	4019238221329				C	B	70	A			60%
305/70 R 22.5	Urban	AL	156/154K	Conti Urban HA3	05141330000	4019238073706	X	X		C	C	71	A		100%	60%
305/70 R 22.5	Urban	AL	156/154K	iT Conti Urban HA3	05655260000	4019238292503	X	X		C	C	71	A	inkl. Sensor	100%	60%
315/70 R 22.5	Fernverkehr	AA	154/150L (152/148M)	Conti EcoPlus HD3 +	05211630000	4019238043907	X	X		B	C	73	A	Auslauf		70%
315/70 R 22.5	Fernverkehr	AA	154/150L (152/148M)	Conti Eco HD 5	05225280000	4019238078077	X	X		B	C	73	A			70%
315/70 R 22.5	Fernverkehr	AA	154/150L (152/148M)	iT Conti Eco HD 5	05656350000	4019238328622	X	X		B	C	73	A	inkl. Sensor		70%
315/70 R 22.5	Fernverkehr	AA	154/150L (152/148M)	Conti EfficientPro HD 5	05212270000	4019238401837	X	X		A	C	73	A			80%
315/70 R 22.5	Fernverkehr	VA	158/150L (154/150M)	Conti EfficientPro HS 5	05112610000	4019238401813	X	X		A	B	71	A			80%
315/70 R 22.5	Fernverkehr	VA	156/150L (154/150M)	Conti Eco HS 5	05127960000	4019238084566	X	X		B	B	71	A			70%
315/70 R 22.5	Fernverkehr	VA	158/150L (154/150M)	Conti Eco HS 5	05129240000	4019238298376	X	X		B	B	71	A			70%
315/70 R 22.5	Fernverkehr	VA	156/150L (154/150M)	iT Conti Eco HS 5	05656340000	4019238328639	X	X		B	B	71	A	inkl. Sensor		70%
315/70 R 22.5	Fernverkehr	VA	158/150L (154/150M)	iT Conti Eco HS 5	05656460000	4019238332360	X	X		B	B	71	A	inkl. Sensor		70%
315/70 R 22.5	Regional	AA	154/150L (152/148M)	Conti Hybrid HD 5	05224440000	4019238046137	X	X		C	C	76	B			30%
315/70 R 22.5	Regional	AA	154/150L (152/148M)	iT Conti Hybrid HD 5	05655130000	4019238099522	X	X		C	C	76	B	inkl. Sensor		30%
315/70 R 22.5	Regional	VA	156/150L (154/150M)	Conti Hybrid HS 5	05126270000	4019238046120	X	X		C	B	70	A			60%
315/70 R 22.5	Regional	VA	156/150L (154/150M)	iT Conti Hybrid HS 5	05655120000	4019238099515	X	X		C	B	70	A	inkl. Sensor		60%
315/70 R 22.5	Winter	AA	154/150L (152/148M)	Conti Scandinavia HD3	05230850000	4019238289237	X	X		D	C	76	B			0%
315/70 R 22.5	Winter	AA	154/150L (152/148M)	iT Conti Scandinavia HD3	05655860000	4019238305043	X	X		D	C	76	B	inkl. Sensor		0%
315/70 R 22.5	Winter	VA	156/150L (154/150M)	Conti Scandinavia HS3	05130310000	4019238033137	X	X		C	B	72	B	XL		30%
315/70 R 22.5	Winter	VA	156/150L (154/150M)	iT Conti Scandinavia HS3	05655850000	4019238305050	X	X		C	B	72	B	XL, inkl. Sensor		30%
385/65 R 22.5	Fernverkehr	T	160K (158L)	HTL2 Eco-Plus	05311050000	4019238098761				B	D	70	A	Auslauf		70%
385/65 R 22.5	Fernverkehr	T	160K (158L)	Conti EcoPlus HT3 +	05310870000	4019238066746	X	X		A	C	70	A		100%	80%

Dimension	Einsatz	Achs- position	Betriebskennung	Profil	Artikel- nummer	EAN	M+S	3PMSF	POR					Bemerkungen	Förderfähigkeit in % (nach Richtlinie 1.3)	Förderfähigkeit in % (nach Richtlinie 1.9)
385/65 R 22.5	Fernverkehr	T	160K (158L)	iT Conti EcoPlus HT3 +	05655700000	4019238296273	X	X		A	C	70	A	inkl. Sensor	100%	80%
385/65 R 22.5	Fernverkehr	T	164K	Conti Eco HT 5	05322910000	4019238089974	X	X						In Vorbereitung	100%	
385/65 R 22.5	Fernverkehr	VA	164K	Conti Eco HS 5	05128600000	4019238099546	X	X		B	B	71	A			70%
385/65 R 22.5	Fernverkehr	VA	164K	iT Conti Eco HS 5	05656380000	4019238332476	X	X		B	B	71	A	inkl. Sensor		70%
385/65 R 22.5	On- & Off-Road	AA	164J (162K)	HDC	05252140000	4019238074765	X	X		D	C	75	B			0%
385/65 R 22.5	On- & Off-Road	T	160K (158L)	Conti CrossTrac HT3	05350280000	4019238669121	X	X		C	B	73	B	ED	100%	30%
385/65 R 22.5	On- & Off-Road	T	160K (158L)	Conti CrossTrac HT3	05350540000	4019238090840	X	X		C	A	72	B		100%	30%
385/65 R 22.5	On- & Off-Road	T	160K (158L)	iT Conti CrossTrac HT3	05656110000	4019238308921	X	X		C	A	72	B	inkl. Sensor	100%	30%
385/65 R 22.5	On- & Off-Road	VA	160K (158L)	Conti CrossTrac HS3	05153280000	4019238662443	X	X		C	B	72	B			30%
385/65 R 22.5	On- & Off-Road	VA	164K	Conti CrossTrac HS3	05153350000	4019238669138	X	X		C	B	72	B	HL		30%
385/65 R 22.5	Regional	T	160K (158L)	Conti Hybrid HT3	05322020000	4019238039955	X	X		C	B	72	B		100%	30%
385/65 R 22.5	Regional	T	160K (158L)	Conti Hybrid HT3	05321980000	4019238038002	X			C	B	72	B	SR		30%
385/65 R 22.5	Regional	T	160K (158L)	Conti Hybrid HT3	05323240000	4019238119732	X			C	C	72	B	SR, In Vorbereitung		30%
385/65 R 22.5	Regional	T	160K (158L)	iT Conti Hybrid HT3	05653150000	4019238052602	X			C	B	72	B	SR, inkl. Sensor		30%
385/65 R 22.5	Regional	T	164K	Conti Hybrid HT3 +	05322960000	4019238130041	X	X		B	C	70	A	HL	100%	70%
385/65 R 22.5	Regional	T	164K	iT Conti Hybrid HT3 +	05655440000	4019238401363	X	X		B	C	70	A	HL, inkl. Sensor	100%	70%
385/65 R 22.5	Regional	T	164K	Conti Hybrid HT 5	05322730000	4019238071139	X	X		B	B	70	A	HL, In Vorbereitung	100%	70%
385/65 R 22.5	Regional	T	164K	iT Conti Hybrid HT 5	05654230000	4019238074703	X	X		B	B	70	A	HL, inkl. Sensor, In Vorbereitung	100%	70%
385/65 R 22.5	Regional	VA	164K	Conti Hybrid HS 5	05127060000	4019238067804	X	X		C	B	71	A			60%
385/65 R 22.5	Regional	VA	164K	iT Conti Hybrid HS 5	05655470000	4019238282566	X	X		C	B	71	A	inkl. Sensor		60%
385/65 R 22.5	Winter	T	164K (158L)	Conti Scandinavia HT3	05330120000	4019238088120	X	X		C	B	74	B		100%	30%
385/65 R 22.5	Winter	T	164K (158L)	iT Conti Scandinavia HT3	05655930000	4019238305104	X	X		C	B	74	B	inkl. Sensor	100%	30%
385/65 R 22.5	Winter	VA	164K (158L)	Conti Scandinavia HS3	05130330000	4019238033151	X	X		C	B	74	B			30%
385/65 R 22.5	Winter	VA	164K (158L)	Conti Scandinavia HS3 ED	05130560000	4019238062830	X	X		C	B	73	A	ED		60%
425/65 R 22.5	On- & Off-Road	T	165K	HTC	05350400000	4019238011265	X	X		C	C	74	B		100%	30%
425/65 R 22.5	Regional	T	165K	HTR2	05321890000	4019238032581	X			B	C	73	B			40%
445/65 R 22.5	Off Road	VA	169K	HCS	05160660000	4019238060928	X		X							
445/65 R 22.5	On- & Off-Road	T	169K	HTC1	05350190000	4019238630794	X			C	C	74	B			30%
445/65 R 22.5	Regional	T	169K	HTR2	05321940000	4019238036978				C	C	73	B			30%
295/60 R 22.5	Fernverkehr	AA	150/147L	Conti EcoPlus HD3 +	05211880000	4019238062199	X	X		C	C	73	A			60%
295/60 R 22.5	Fernverkehr	AA	150/147L	Conti Eco HD 5	05225940000	4019238301137	X	X		B	C	73	A	In Vorbereitung		70%
295/60 R 22.5	Fernverkehr	VA	150/147L	Conti EcoPlus HS3	05112580000	4019238130096	X	X		C	C	69	A			60%
295/60 R 22.5	Regional	AA	150/147L	Conti Hybrid HD3	05225570000	4019238083613	X	X		D	C	73	A			30%
295/60 R 22.5	Regional	AA	150/147L	iT Conti Hybrid HD3	05656330000	4019238328646	X	X		D	C	73	A	inkl. Sensor		30%
295/60 R 22.5	Winter	AA	150/147L	HDW2 Scandinavia	05230330000	4019238630961	X	X		D	C	75	B			0%
315/60 R 22.5	Fernverkehr	AA	152/148L	iT Conti EcoPlus HD3 +	05655610000	4019238290431	X	X		B	C	73	A	inkl. Sensor, Auslauf		70%
315/60 R 22.5	Fernverkehr	AA	152/148L	Conti EfficientPro HD 5	05212290000	4019238401899	X	X						In Vorbereitung		
315/60 R 22.5	Fernverkehr	AA	152/148L	Conti Eco HD 5	05225920000	4019238323115	X	X		B	C	73	A			70%
315/60 R 22.5	Fernverkehr	AA	152/148L	iT Conti Eco HD 5	05656560000	4019238611397	X	X		B	C	73	A	inkl. Sensor		70%
315/60 R 22.5	Fernverkehr	VA	152/148L	HSL2+ ECO-PLUS	05110450000	4019238545678				C	B	70	A	Auslauf		60%
315/60 R 22.5	Fernverkehr	VA	154/150L	Conti EfficientPro HS 5	05112650000	4019238401882	X	X						In Vorbereitung		
315/60 R 22.5	Fernverkehr	VA	154/150L	Conti Eco HS 5	05128730000	4019238303100	X	X		B	B	71	A			70%
315/60 R 22.5	Fernverkehr	VA	154/150L	iT Conti Eco HS 5	05656550000	4019238611403	X	X		B	B	71	A	inkl. Sensor		70%

Dimension	Einsatz	Achs- position	Betriebskennung	Profil	Artikel- nummer	EAN	M+S	3PMSF	POR					Bemerkungen	Förderfähigkeit in % (nach Richtlinie 1.3)	Förderfähigkeit in % (nach Richtlinie 1.9)
315/60 R 22.5	Fernverkehr	VA	154/150L	iT Conti EcoPlus HS3 +	05655600000	4019238290424	X	X		C	C	70	A	inkl. Sensor, Auslauf		60%
315/60 R 22.5	Regional	AA	152/148L	Conti Hybrid HD3	05225890000	4019238130140	X	X		C	C	73	A			60%
315/60 R 22.5	Regional	AA	152/148L	iT Conti Hybrid HD3	05655360000	4019238400106	X	X		C	C	73	A	inkl. Sensor		60%
315/60 R 22.5	Urban	AL	152/148J (154/150E)	Conti Urban HA3	05140970000	4019238016444	X	X		C	C	71	A		100%	60%
315/60 R 22.5	Urban	AL	152/148J (154/150E)	iT Conti Urban HA3	05655220000	4019238292480	X	X		C	C	71	A	inkl. Sensor	100%	60%
315/60 R 22.5	Urban	AL	156/150J	Conti Urban HA3	05141220000	4019238060713	X	X		C	C	71	A		100%	60%
315/60 R 22.5	Urban	AL	156/150J	iT Conti Urban HA3	05655240000	4019238283815	X	X		C	C	71	A	inkl. Sensor	100%	60%
315/60 R 22.5	Winter	AA	152/148L	HDW2 Scandinavia	05230320000	4019238630978	X	X		D	C	75	B			0%
315/60 R 22.5	Winter	VA	154/150L	HSW2 Scandinavia	05130110000	4019238518542	X	X		C	C	73	B			30%
315/60 R 22.5	Winter	VA	154/150L	Conti Scandinavia HS3	05130710000	4019238074284	X	X		C	B	73	B	XL, In Vorbereitung		30%
295/55 R 22.5	Fernverkehr	AA	147/145K	Conti EcoPlus HD3 +	05211860000	4019238062205	X	X		C	C	73	A			60%
295/55 R 22.5	Fernverkehr	AA	147/145K	Conti Eco HD 5	05225930000	4019238301120	X	X		B	C	73	A	In Vorbereitung		70%
295/55 R 22.5	Fernverkehr	AA	147/145K	Conti EfficientPro HD 5	05212320000	4019238283228	X	X						In Vorbereitung		
295/55 R 22.5	Regional	AA	147/145K	Conti Hybrid HD3	05225860000	4019238098778	X	X		C	C	73	A			60%
295/55 R 22.5	Regional	AA	147/145K	iT Conti Hybrid HD3	05655330000	4019238400137	X	X		C	C	73	A	inkl. Sensor		60%
385/55 R 22.5	Fernverkehr	T	160K (158L)	Conti EcoPlus HT3 +	05310860000	4019238066753	X	X		A	C	70	A		100%	80%
385/55 R 22.5	Fernverkehr	T	160K (158L)	Conti Eco HT 5	05322920000	4019238089967	X	X						In Vorbereitung	100%	
385/55 R 22.5	Fernverkehr	VA	162K (158L)	Conti EfficientPro HS 5	05112620000	4019238401820	X	X		A	A	71	A			80%
385/55 R 22.5	Fernverkehr	VA	162K (158L)	Conti Eco HS 5	05127970000	4019238084559	X	X		B	B	71	A			70%
385/55 R 22.5	Fernverkehr	VA	162K (158L)	iT Conti Eco HS 5	05656390000	4019238332407	X	X		B	B	71	A	inkl. Sensor		70%
385/55 R 22.5	On- & Off-Road	AA	158K (160J)	HDC	05251650000	4019238011234	X	X		D	C	76	B			0%
385/55 R 22.5	Regional	T	160K (158L)	Conti Hybrid HT3	05322290000	4019238048155	X			C	B	71	B	SR		30%
385/55 R 22.5	Regional	T	160K (158L)	Conti Hybrid HT3 +	05322390000	4019238062892	X	X		B	C	70	A		100%	70%
385/55 R 22.5	Regional	T	160K (158L)	iT Conti Hybrid HT3	05654900000	4019238090437	X			C	B	71	B	SR, inkl. Sensor		30%
385/55 R 22.5	Regional	T	160K (158L)	Conti Hybrid HT 5	05322740000	4019238071122	X	X		B	B	70	A	In Vorbereitung	100%	70%
385/55 R 22.5	Regional	T	160K (158L)	iT Conti Hybrid HT 5	05654240000	4019238074697	X	X		B	B	70	A	inkl. Sensor, In Vorbereitung	100%	70%
385/55 R 22.5	Regional	VA	160K (158L)	Conti Hybrid HS 5	05127000000	4019238066265	X	X		C	B	73	B			30%
385/55 R 22.5	Regional	VA	160K (158L)	iT Conti Hybrid HS 5	05655140000	4019238099539	X	X		C	B	73	B	inkl. Sensor		30%
385/55 R 22.5	Urban	AA	160K	HDU1	05240120000	4019238298185	X	X		C	C	74	B			30%
385/55 R 22.5	Winter	T	160K (158L)	Conti Scandinavia HT3	05330110000	4019238088113	X	X		D	B	74	B		100%	0%
385/55 R 22.5	Winter	T	160K (158L)	iT Conti Scandinavia HT3	05655920000	4019238305067	X	X		D	B	74	B	inkl. Sensor	100%	0%
385/55 R 22.5	Winter	VA	160K (158L)	Conti Scandinavia HS3	05130470000	4019238046946	X	X		C	B	73	B			30%
385/55 R 22.5	Winter	VA	160K (158L)	Conti Scandinavia HS3 ED	05130550000	4019238062847	X	X		C	B	74	B	ED		30%
385/55 R 22.5	Winter	VA	160K (158L)	iT Conti Scandinavia HS3	05655910000	4019238305074	X	X		C	B	73	B	inkl. Sensor		30%
355/50 R 22.5	Fernverkehr	VA	156K	Conti EcoPlus HS3	05111700000	4019238030242	X	X		C	C	70	A			60%
355/50 R 22.5	Fernverkehr	VA	156K	iT Conti EcoPlus HS3	05652330000	4019238032680	X	X		C	C	70	A	inkl. Sensor		60%
355/50 R 22.5	Fernverkehr	VA	158K	Conti Eco HS 5	05128740000	4019238301106	X	X		B	B	71	A	In Vorbereitung		70%
355/50 R 22.5	Winter	VA	156K	HSW2 Scandinavia	05130720000	4019238094220	X	X		C	C	73	B			30%
315/45 R 22.5	Fernverkehr	AA	147/145L	Conti EcoPlus HD3	05210250000	4019238547832	X	X		D	C	76	B			0%
315/45 R 22.5	Fernverkehr	AA	147/145L	iT Conti EcoPlus HD3	05650290000	4019238816853	X	X		D	C	76	B	inkl. Sensor, Auslauf		0%
315/45 R 22.5	Fernverkehr	AA	147/145L	Conti Eco HD 5	05225950000	4019238301113	X	X		C	C	73	A	In Vorbereitung		60%
325/95 R 24	On- & Off-Road	AA	162/160K	HDC1	05251890000	4019238032833	X	X		C	C	74	B	TT		30%

Dimension	Einsatz	Achs- position	Betriebskennung	Profil	Artikel- nummer	EAN	M+S	3PMSF	POR					Bemerkungen	Förderfähigkeit in % (nach Richtlinie 1.3)	Förderfähigkeit in % (nach Richtlinie 1.9)
325/95 R 24	On- & Off-Road	VA	162/160K	HSC1	05155500000	4019238032857	X			D	D	73	B	TT		0%
325/95 R 24	Regional	AL	162/160K	Conti Hybrid HA3	05127140000	4019238071375	X			C	D	70	A			60%

Nur zur Eigenverwendung.

EU-Labelwerte für Artikel in Vorbereitung werden mit Produktionsstart veröffentlicht.

TT = Tube-Type

VA = Vorderachse, AA = Antriebsachse, AL = Alle Achsen, T = Trailer

ED = Extra Duty (für extreme Einsätze)

XL/HL = Extra/Heavy Load (erhöhter Last-Index)

SR = Severe Regional (für schweren Regionaleinsatz)

WR = Winter Regional (mit 3PMSF)

POR = Professional Offroad – Diese Spezialreifen sind von der EU-Reifenlabel-Verordnung ausgenommen.